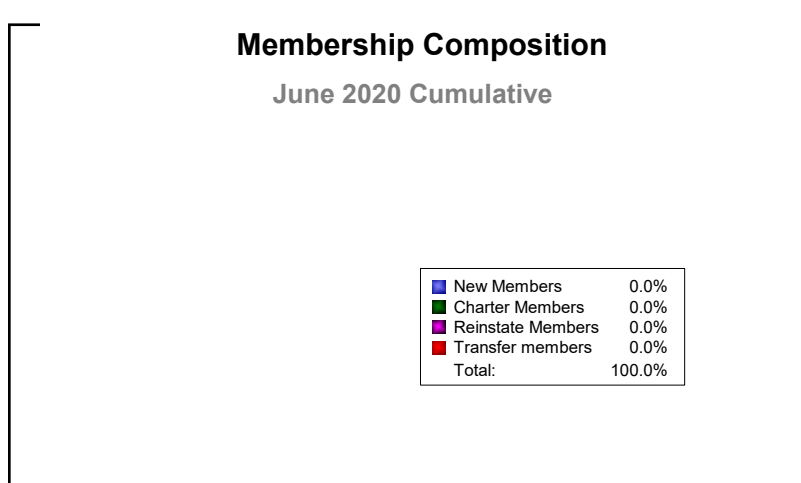
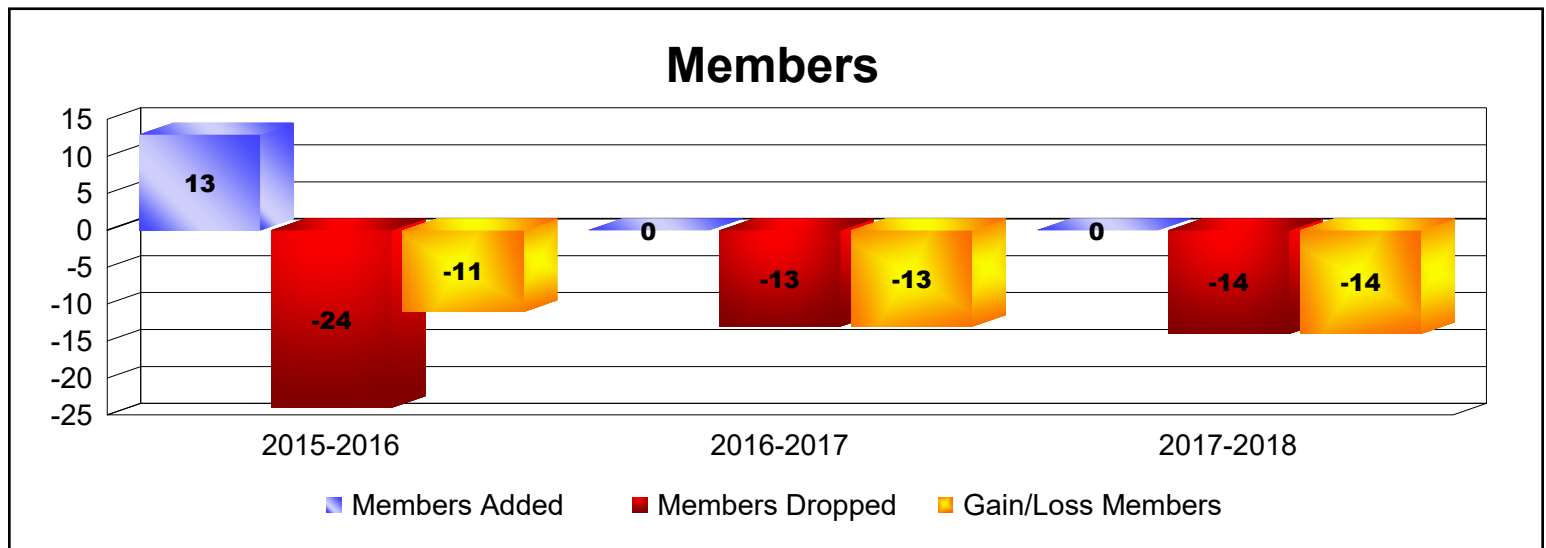
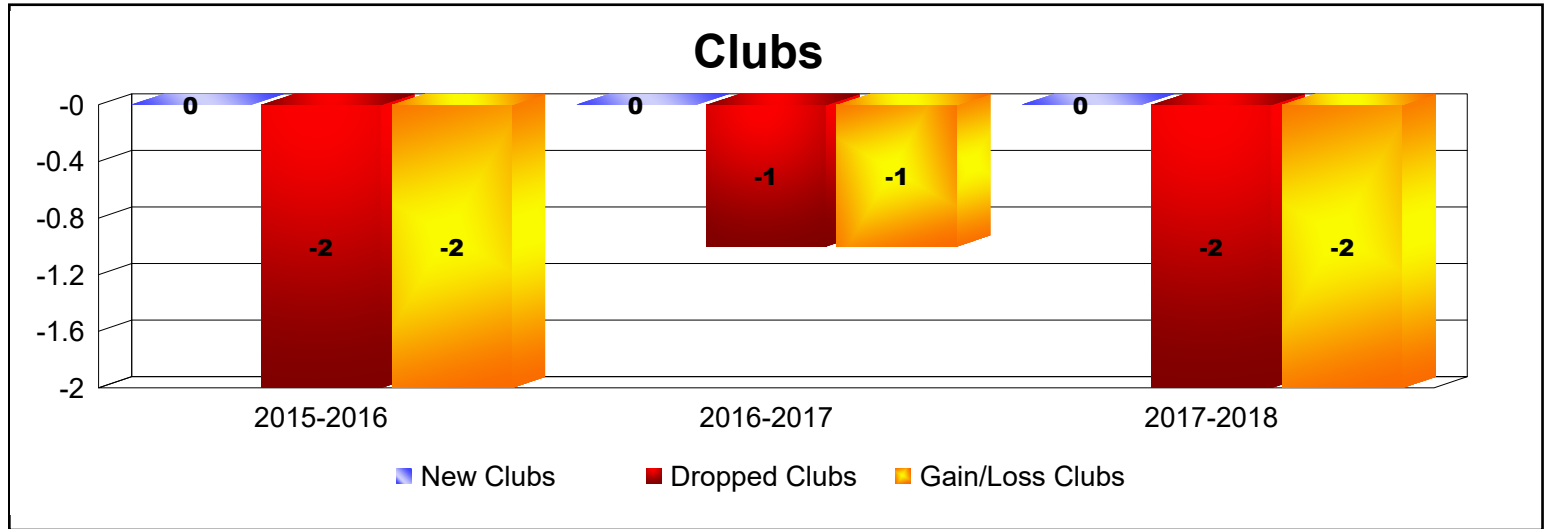


Disbanded Districts

As of June 2020 Cumulative

Year	New Clubs	Dropped Clubs	Gain/ Loss Clubs	New Members	Charter Members	Reinstate Members	Transfer Members	Total Member Added	Total Members Dropped	Gain/ Loss Members
2015-2016	0	-2	-2	12	1	0	0	13	-24	-11
2016-2017	0	-1	-1	0	0	0	0	0	-13	-13
2017-2018	0	-2	-2	0	0	0	0	0	-14	-14
Average	0	-2	-2	4	0	0	0	4	-17	-13



Year	New Clubs	Dropped Clubs	Gain/ Loss Clubs	New Members	Charter Members	Reinstate Members	Transfer Members	Total Member Added	Total Members Dropped	Gain/ Loss Members
2015-2016	0	0	0	155	1	3	16	175	-242	-67
2016-2017	0	0	0	151	7	17	11	186	-194	-8
2017-2018	0	0	0	151	0	8	17	176	-196	-20
2018-2019	0	-5	-5	109	0	7	13	129	-217	-88
2019-2020	0	0	0	64	2	9	13	88	-174	-86
Average	0	-1	-1	126	2	9	14	151	-205	-54

